



**PARTNERIAETH
DIOGELWCH
FFERM CYMRU**
////////////////////
**WALES
FARM SAFETY
PARTNERSHIP**

**PECYN ADNODDAU
CLUDIANT A PHEIRIANNAU
COMMUNICATIONS TOOL KIT
TRANSPORT AND MACHINERY**



Fatal injuries in agriculture, forestry and fishing in Great Britain 2020/21



 <h2>13</h2> <p>Killed when struck by moving vehicle Incidents involved tractors, all-terrain vehicles (ATVs), telescopic handlers, and skid-steer loaders</p>	 <h2>11</h2> <p>Killed when injured by an animal Incidents involved cows and bulls including a water buffalo bull</p>	 <h2>6</h2> <p>Killed by contact with machinery Incidents involved a power take-off (PTO) shaft, excavator bucket, tractor attachments / trailers etc</p>
 <h2>4</h2> <p>Killed when struck by an object Incidents included a bale of hay, concrete slab, tree and a tree branch</p>	 <h2>3</h2> <p>Killed by fall from height Incidents included falls through fragile roofs and from a potato box lifted using a fork lift truck (FLT)</p>	 <h2>1</h2> <p>Killed when trapped by something collapsing Incident involved a grain trailer</p>
 <h2>1</h2> <p>Killed by asphyxiation / drowning Incident involved slurry fumes</p>	 <h2>1</h2> <p>Killed by fire Incident involved burning of heather</p>	 <h2>1</h2> <p>Killed by another cause Incident involved an ATV quad bike</p>

41

Fatalities

9 employees killed

25 self-employed killed

7 members of the public killed



CERBYDAU SY'N SYMUD

MOVING VEHICLES



- Sicrhewch fod eich cerbyd wedi'i gynnal yn dda, yn enwedig brecioau ôl-gerbydau. Gwiriwch bwysedd teiar yn rheolaidd.
- Dylech gadw pobl a cherbydau sy'n symud ar wahân
- Ni ddylid cario teithwyr
- Dylech wisgo gwregys diogelwch bob amser
- Rhaid i bob gyrrwr fod wedi ei hyfforddi ac yn gymwys
- Sicrhewch fod pob llwyth yn sefydlog ac yn ddiogel
- Sicrhewch fod drychau wedi'u gosod ac wedi'u haddasu'n gywir. Trwsiwch unrhyw ddrych sydd wedi torri cyn gynted â phosibl
- Dylech gadw drychau a ffenestri'r cab yn lân
- Dylech sicrhau nad oes pobl o'ch cwmpas wrth yrru – mae gan lawer o gerbydau, fel tryc codi telesgopig, fannau dall
- Dilynwch arferion ***Stopio'n Ddiogel** bob amser
- Ensure your vehicle is well maintained, especially brakes on trailers. Check tyre pressures routinely and regularly.
- Keep people and moving vehicles well apart
- Never carry passengers
- Always wear a seatbelt
- All drivers must be trained and competent
- Keep all mirrors and cab windows clean
- Ensure mirrors are correctly fitted, properly adjusted and always repaired promptly if damaged
- Ensure all loads are stable and secure
- Always check for people on the ground when driving – many vehicles, such as telescopic handlers have blind-spots
- Always follow ***Safe Stop**

PEIDIWCH Â...

- Symud i ffwrdd mewn unrhyw gyfeiriad heb wirio'r uchod
- Anghofio gwirio bod y cerbyd mewn cyflwr da a diogel

DO NOT...

- Move off in any direction until you've checked all the above
- Forget to check regularly that the vehicle is in good and safe working order

FOR MORE INFORMATION

Using tractors safely: A step-by-step guide INDG185(rev3) - Rider-operator lift trucks: Operator training and safe use. Approved Code of Practice and guidance L117

CERBYDAU WEDI TROI DROSODD

Mae cerbydau pob tirwedd (ATV) a thractorau yn peri risgiau

OVERTURNED VEHICLES

ATV's and tractors present significant risks



- Rhaid i bob gyrrwr fod wedi'i hyfforddi a bod yn gymwys
 - Ni ddylid cario teithwyr
 - Dylech wisgo gwregys diogelwch bob amser os yw'r cerbyd yn darparu un
 - Rhaid i'r gyrrwr wisgo helmed ATV addas a chymeradwy
 - Rhaid cynnal a chadw cerbydau, trelars ac unrhyw oer neu beiriannau sy'n cael eu tynnu tu ôl i'r cerbyd mewn cyflwr da – mae angen gwirio pwysedd y teiar, y brêc a'r sbardun yn rheolaidd
 - Sicrhewch fod pob llwyth yn sefydlog ac wedi ei gydbwysu'n gywir
 - Dilynwch arferion ***Stopio'n Ddiogel** bob amser
- All drivers must be trained and competent
 - Never carry passengers
 - Always wear a seatbelt if the vehicle provides one
 - All-Terrain Vehicle (ATV) drivers must wear a suitable and approved ATV helmet
 - Always maintain vehicles, trailers and any trailed implements or attachments in good order – routinely and regularly check tyre pressure, brakes and throttle
 - Always secure any loads and make sure they are evenly balanced
 - Always follow ***Safe Stop**

PEIDIWCH Â...

- Gyrru neu weithredu ATV oni bai eich bod wedi'ch hyfforddi'n llawn ac yn gymwys
- Cymryd risgiau ar dir anwastad neu lethrog a all arwain at wrthdroi

DO NOT...

- Drive or operate an ATV unless you are fully trained and competent
- Take risks on uneven or sloping ground which can lead to overturning

FOR MORE INFORMATION

Safe Use of ATVs in agriculture and forestry AIS33(rev1)



PEIRIANNAU MACHINERY



- Rhaid i bob defnyddiwr fod wedi'i hyfforddi a bod yn gymwys
- Dim ond o safle'r gyrrwr y dylid gweithredu'r rheolyddion a sicrhewch fod pob defnyddiwr yn gwybod sut i'w defnyddio'n gywir
- Cyn i chi wneud unrhyw waith cynnal a chadw ar beiriant – yn y gweithdy neu yn y cae – gofawch ei bod yn ddiogel i chi i weithio arnynt drwy ddilyn arferion ***Stopio'n Ddiogel**
- Gwiriwch fod y gardiau cywir yn eu lle ac mewn cyflwr da. Sicrhewch eich bod chi'n gwybod pa gardiau ddylai fod yno, gwiriwch eu bod yn ddiogel yn eu lle a'u bod nhw mewn cyflwr diogel
- Archwiliwch bob cerbyd/peiriant er mwyn sicrhau eu bod nhw'n cael eu cynnal a'u cadw'n gywir
- Dilynwch arferion ***Stopio'n Ddiogel** bob amser

- All drivers/operators must be trained and competent
- Only operate controls from the safe driving or operating position and make sure all drivers/operators know how to use them correctly
- Always ensure the vehicle or machine is in ***Safe Stop** mode before undertaking any maintenance tasks or checks, either in the field or the workshop
- Check all necessary guards are in position and in good order. Make sure you know what guards should be there and check they are securely in-position and in safe working order
- Regularly inspect all vehicles/machines to ensure they are properly maintained
- Always follow ***Safe Stop**

PEIDIWCH Â...

- Defnyddio offer os nad yw'r siafft PTO wedi ei warchod yn llawn gan y gardiau cywir sydd wedi'u diogelu gyda chadwyni i atal y gard rhag cylchdroi
- Defnyddio peiriant os nad ydych wedi'ch hyfforddi nac yn gymwys i'w ddefnyddio

DO NOT...

- Operate powered equipment unless the Power Take-Off (PTO) drive shaft is fully protected by properly designed guards which are secured by chain to prevent the guard rotating
- Operate a machine if you are not trained and competent to use it

FOR MORE INFORMATION

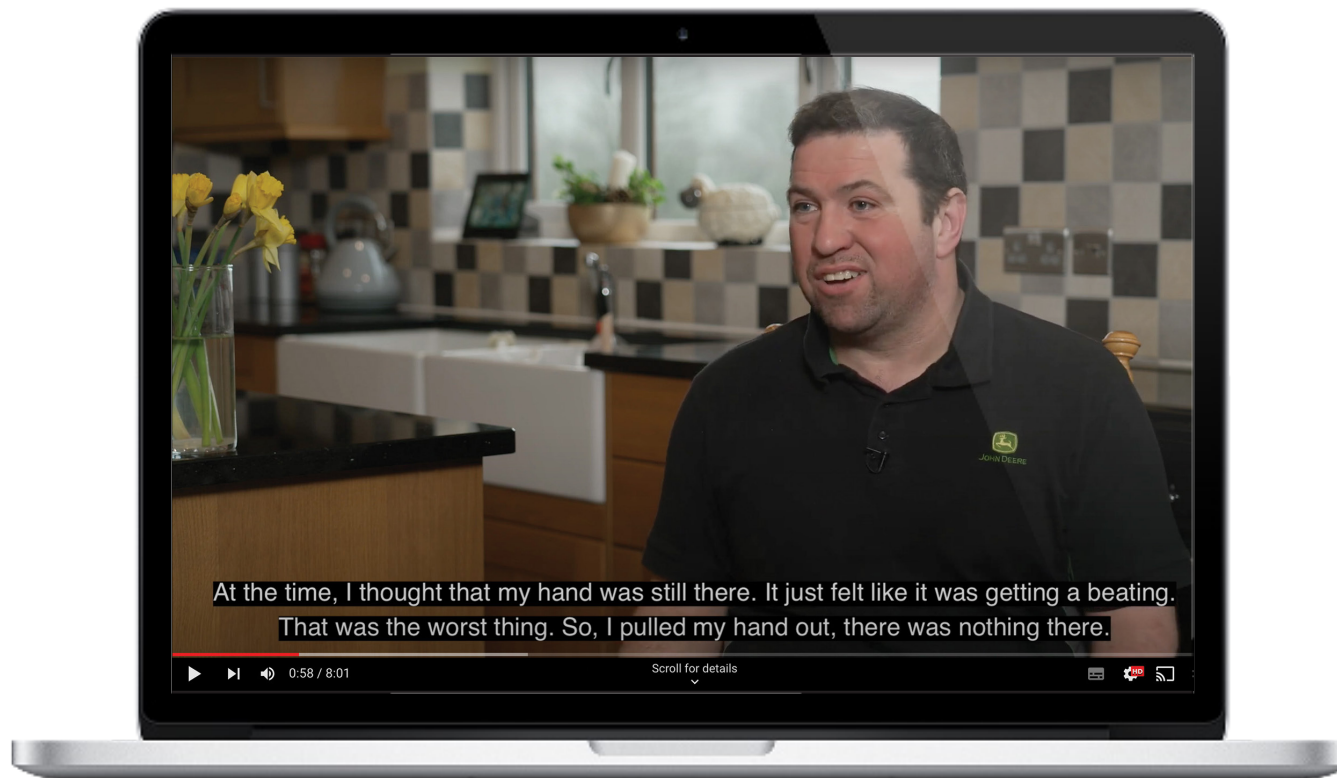
Power take-offs and power take-off drive shafts AIS40 - Working safely with agricultural machinery INDG241(rev1) - Buying new machinery INDG27(rev1)

FIDEO VIDEO

PARTNERIAETH
DIOGELWCH
FFERM CYMRU
////////////////////
WALES
FARM SAFETY
PARTNERSHIP

Cliciwch ar [YMA](#) i wylïo'r fideo

Click [HERE](#) to view the video



WFSP AR GWEFANNAU GYMDEITHASOL

WFSP ON SOCIAL MEDIA

**PARTNERIAETH
DIOGELWCH
FFERM CYMRU**
//////////
**WALES
FARM SAFETY
PARTNERSHIP**



Wales Farm Safety





#diogelwchfferm
#farmsafety





@farmsafetywales

I gael rhagor o wybodaeth, ewch i www.llyw.cymru/cyswlltffermio neu www.hse.gov.uk/agriculture.

Fel arall, edrychwch ar @farmsafetywales ar   i ddysgu pa adnoddau sydd ar gael am ddim i wneud eich fferm yn fwy diogel.

For further information visit www.gov.wales/farmingconnect or www.hse.gov.uk/agriculture.

Alternatively, look up @farmsafetywales on   to find out what free resources you can access to make your farm a safer place.